

## Prácticas de Laboratorio

Bachillerato Científico



- Material de Laboratorio
- Símbolos de Peligrosidad
- Frases R y S
- Primeros auxilios

---

---

---

---

---

---

---

---

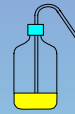
---

---

## Material de Laboratorio



Mechero Bunsen



Frasco lavador



Pera japonesa

---

---

---

---

---

---


---

---

---

---

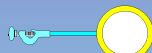
## Soportes



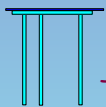
Pie



Pinza



Aro



Tripode



Rejilla

---

---

---

---

---

---

---

---

---

---

## Material para medir



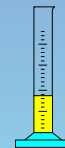
Pipeta graduada



Pipeta aforada



Cuentagotas



Probeta



Bureta

---

---

---

---

---

---

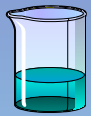
---

---

---

---

### Material para disoluciones



Vaso de precipitados

Erlenmeyer



Matraz aforado



Tubos de ensayo

---

---

---

---

---

---

---

---

---

---

---

### Material para filtrar



Embudo



Papel de filtro



Embudo Buchner

---

---

---

---

---

---

---

---

---

---

---

### Material para pesar



Balanza



Vidrio de reloj



Espatula

---

---

---

---

---

---

---

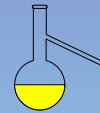
---

---

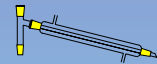
---

---

### Material para destilación



Matraz de destilación



Refrigerante



Codo o adaptador



Termometro

---

---

---

---

---

---

---

---

---

---

---




---

---

---

---

---

---

---

---

---

---



---

---

---

---

---

---

---

---

---

---




---

---

---

---

---

---

---

---

---

---




---

---

---

---

---

---

---

---

---

---

## Seguridad y recomendaciones



- Las **frases R** nos indican los riesgos que implican el manejo de una sustancia determinada.
- Las **frases S** nos dan las recomendaciones para su manejo y almacenamiento.
- En las etiquetas pueden existir varias frases R o frases S o una combinación de frases R y S.

---

---

---

---

---

---

---

---

---

---